

# t70x SERIES

## CV-JOINT SHAFTS

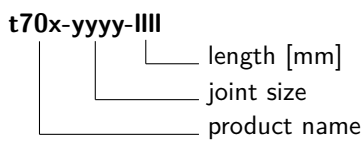


### DESCRIPTION

The t70x series is a family of shafts with constant velocity joints (CV-joints). The various types are especially optimized for their particular application. The design of a t70x shaft is determined not only by the maximum torque and the length, but also by the type of application. All shafts of this family provide a large amount of longitudinal and angular compensation.

### NAMING

The product is named according to the following convention:



Example: t701-CV15-0303

### OPERATING RANGE


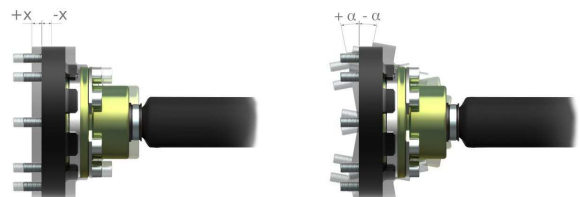
Torque: up to 19700 Nm  
Speed: up to 10000 rpm

### BENEFITS

- outstanding vibration decoupling
- low weight
- integrated load-insensitive longitudinal compensation
- precise concentricity

### FUNCTION

The CV joint takes up the longitudinal, angular and axial displacement without adding any higher order speed or torque fluctuations to the drive train.



Exclusive Representative in Japan

 TOKYO PLANT Co., Ltd.  
**東京プラント株式会社**

515-5 Miyazawa-cho, Akishima city, Tokyo, Japan 196-0024  
TEL: +81-42-546-6500 FAX: +81-42-546-6600  
Email: sales@tokyo-plant.co.jp

# t70x SERIES

## CV-JOINT SHAFTS

### t700 – CV Rod Shaft

The t70x is a CV joint bar shaft in a particularly compact and space-saving form. This design enables angular and axial compensation in confined spaces. The bar shaft is designed for optimum performance and manufactured with high strength materials.



### t701 – CV Tubular Shaft

Due to its universal deployment capability, the t701 CV tubular shaft covers a wide range of standard applications. Compared with the t700, its welded tube allows longer installation lengths.



### t702 – CV Precision Tubular Shaft

The high quality, high precision t702 CV tubular shaft exhibits exceptionally precise concentricity with unsurpassed balance, due to its glued steel tube design. It is particularly suited for long installation lengths running at high speed.



### t703 – CV Carbon Fiber Composite Tubular Shaft

The t703 CV shaft has a carbon-fiber composite tube and is ideal for special applications in motor sport and other special mechanical engineering applications. The use of carbon-fiber provides high stiffness, but at low weight. This advantage allows the shafts to be operated at high speed.



# t70x SERIES

## CV-JOINT SHAFTS

### t704 – CV Glass Fiber Composite Tubular Shaft

The t704 CV shaft has a glass-fiber composite tube and is used predominantly in E-mobility applications. Because glass-fiber does not conduct electricity, both ends of the t704 are electrically isolated from one another. The unit under test can therefore be electrically decoupled from the test bed, consequently providing electromagnetic interference immunity.



Shaft	Joint	T <sub>max</sub> [Nm]	n <sub>max</sub> [rpm]	X [mm]	G [-]	α [°]	ϑ <sub>min</sub> [°C]	ϑ <sub>max</sub> [°C]
t70x	CV05	1000	10000	±16	6.3	±10	-40	110
	CV10	1500	10000	±12	6.3	±10	-40	110
	CV13	1300	10000	±22	6.3	±10	-40	110
	CV15	2500	10000	±16	6.3	±10	-40	110
	CV21	3500	10000	±24	6.3	±10	-40	110
	CV30	6600	5000	±25	6.3	±10	-40	110
	CV32	8000	5000	±25	6.3	±10	-40	110
	CV42	19700	3000	±24	6.3	±10	-40	110
	CV48	22000	3000	±25	6.3	±10	-40	110
CV60	40000	2000	±30	6.3	±3	-40	110	

T<sub>max</sub> - Maximum torque

n<sub>max</sub> - Maximum speed

X - Maximum axial compensation

G - Balance quality

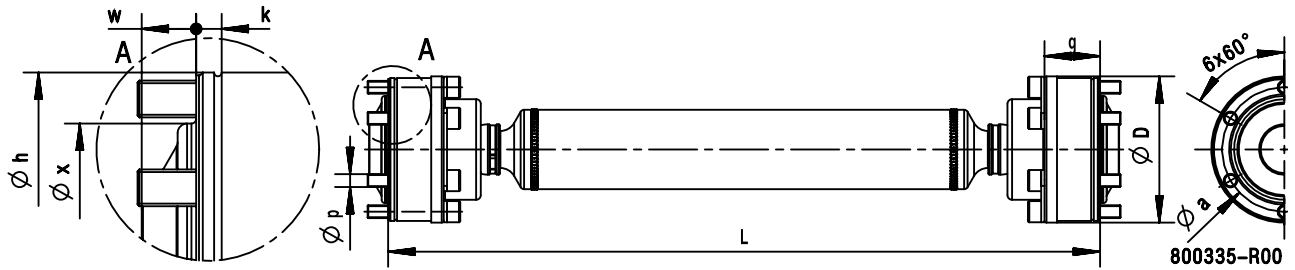
α - Maximum angular displacement

ϑ<sub>min</sub> - Minimum operating temperature

ϑ<sub>max</sub> - Maximum operating temperature

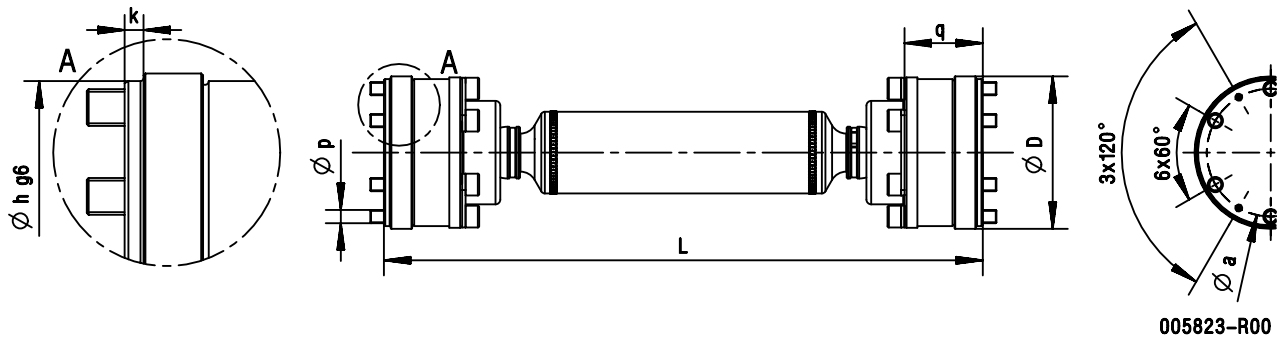
# t70x SERIES

## CV-JOINT SHAFTS



Shaft	Joint	D [mm]	a [mm]	$h^{+0.00}_{-0.05}$ [mm]	k [mm]	p [-]	q [mm]	w [mm]	x [mm]
t70x	CV05	88.40	74.0	86.00	10.5	M8	22.80	14.50	64.00
	CV10	96.00	80.0	94.00	6.0	M8	33.80	15.00	64.00
	CV13	101.33	86.0	99.73	5.0	M8	33.60	10.95	67.50
	CV15	110.50	94.0	108.00	6.0	M10	42.00	14.40	81.00
	CV21	132.00	108.0	128.00	6.0	M12	47.90	18.10	90.00
	CV30	150.20	128.0	148.00	7.0	M12	53.90	22.00	112.00
CV32	188.00	155.5	180.00	7.0	M16	57.80	24.50	136.00	

The length L is dependent on the application and is limited by the type of design and maximum speed. Higher speeds are available on request.



Shaft	Joint	D [mm]	a [mm]	h (g6) [mm]	k [mm]	p [-]	q [mm]
t70x	CV10	98	80.0	94.00	6.0	M8	48.00
	CV15	112	94.0	108.00	6.0	M10	57.50
	CV21	134	108.0	128.00	6.0	M12	67.15
	CV30	154	128.0	148.00	7.0	M12	78.10
	CV32	188	155.5	180.00	7.5	M16	82.80

The length L is dependent on the application and is limited by the type of design and maximum speed. Higher speeds are available on request.